



NEROLAC EXCEL MICA MARBLE

Nerolac Excel Mica marble is an extremely durable UV resistant water based exterior emulsion. The special grade of Mica and Marble provides enhanced barrier protection, paint film reinforcement increased intercoat adhesion and toughness. It is also equipped with heat guard technology that keeps home upto 5°C cooler.

PERFORMANCE FEATURES & BENEFITS



7 Years
performance
warranty*



Low VOC



Excellent
colour retention



Excellent
dust pick up
resistance



Excellent Algae
Resistance



Heat Guard
technology that
keeps home up to
5°C cooler

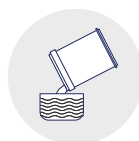


Water barrier
protection

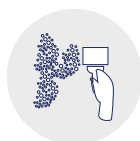


Excellent opacity
and covering

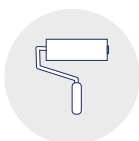
APPLICATION



Thin paint with
300 - 400 ml
of clean water.



Dark shades may
require additional
coat for hiding.



Apply 2 to 3 coats with
an interval of 4-6 Hrs
by brush or roller.



Apply an extra coat
on horizontal surfaces
and parapet tops for
better protection.

RECOMMENDED USAGE

Recommended for exteriors of houses, architectural and commercial building where high standards of surface preparation is required.

TECHNICAL DATA



GLOSS LEVELS/ SHEEN LEVELS
3 - 9 at 60° Head



RECOATING
Min 4.00-6.00 h
(at 27 +/- 2°C & RH 60 +/- 5 %)



THINNING
Self Priming - Thin 100% by
Volume with water
Top coat - Thin 40% by
volume max with water



VOC IN g/L (as per IS101/2015)
< 50 g/L



COVERAGE*
4.64 - 5.57 Sq.mtrs/lit/2 coat or
50 - 60 Sq.ft./lit/2 coat



**STABILITY OF
THINNED-PAINT**
Use within 24 h



DRY FILM THICKNESS/COAT
25-30 - BY BRUSH,
35-40 - BY ROLLER



DRYING-TIME
Surface dry time 30 min

*Actual covering capacity may vary depending upon the method & condition of application, surface condition, temperature, wind velocity, application skills, surface roughness, surface porosity & shade.

For warranty details, please visit nerolac.com.

RECOMMENDED SYSTEM FOR APPLICATION

1. Nerolac Exterior Primer (1 coat).# Dry 4-6 h.
2. Nerolac Excel Mica Marble (1st coat), Dry 4-6 h.
3. Nerolac Excel Mica Marble (2nd coat), Dry 4-6 h.

#Nerolac Exterior Primer, Excel Alkali Primer or self-priming of Emulsion of Nerolac Excel Mica Marble (100% thinning).

SURFACE PREPARATION



The surface to be painted must be free from all the dust, grease, traces of paint flakes, algae & fungus.



Ensure thorough cleaning of the surface with stiff wire brush followed by water jetting cleaning.



All structural cracks must be open in 'V' shape and filled with crack filler. All the cracks below 10 mm should be filled using Nerolac Perma Crack Fill paste, cracks above 10 mm should be filled with mortar prepared using Nerolac Perma Waterproof Polymer. All leakage must stop before paint application.



Fresh plaster must be allowed to cure properly (min 12 weeks).



In case of fungus affecting area apply liberal coat of Nerolac Perma Fungicidal Solution, Allow to react for 6 to 8 hours.



Priming should be done Nerolac Excel Alkali Primer Cum Sealer / Nerolac Exterior Primer. Self-priming by mixing with 100% clear water.



Application of Nerolac Air Drying Clear Sealer is recommended on highly absorbing surface like chalky surface, roof tiles.



On horizontal/parapets, top application of 3 coat is recommended.

POST APPLICATION INSTRUCTIONS

For the best performance of the paint, ensure proper washing and cleaning of all algae and fungus growth at regular interval of 6 months.



SAFETY FEATURES

Non-Flammable



SHADE RANGE

As per Colour Scapes fandeck, Nxtgen fandeck and shade card.



SHELF LIFE

60 months from the date of manufacturing, when stored in the original tightly closed containers, away from direct sunlight and excessive heat



PACK SIZE

1 ltr., 4 ltrs., 10 ltrs. & 20 ltrs.



NO. OF SHADES POSSIBLE

More than 1700



HEALTH & SAFETY PRECAUTIONS

Avoid inhalation, eye and skin contact. In case of contact, wash with water and seek medical attention. Do not pour the leftovers in the drain. Dispose off after natural drying.

PRECAUTIONS

1. Stir well and strain before use, Tinted paints required thorough mixing immediately after tinter addition. Do not use universal strainers.
2. For extremely rough surface including textures, application by brush is recommended to ensure all the grooves are covered well.
3. Do not apply when ambient temperature is less than 10°C or if the temperature might drop to this level within 4 hours of application.
4. For best performance, ensure the surface should be clean and dry. Ideal moisture % of wall should be below 12% & pH between 8-11.
5. Paint will not cover existing cracks. For crack filling refer surface preparation method.
6. For surfaces having heavy algal growth, proper cleaning followed by liberal coat of Nerolac Nero Wash is recommended.
7. Primer or one coat of topcoat should not be exposed to weather conditions. Ensure complete application before monsoon. Horizontal surface to be coated first and then vertical. This will help reduce the streak marks of algal growth, if any.
8. For effloresces, Excel Alkali Primer is recommended. This will help to resist shade fading and adhesion loss.
9. Thinned paint should be consumed within 24 hours of dilution. Accordingly, it is recommended to thin down only necessary amount of paint. Post 24 hours, thinned paint may be susceptible for microbial attack.
10. Do not over-thin/under thin or over-extend the brush.
11. Do not use chlorinated water for dilution, this may lead to defects like discoloration/shade fading, peeling or poor adhesion.
12. Store in well ambient condition and away from sources of ignition & fire. Keep away from children's.
13. Refer Product MSDS for safety.

DISCLAIMER

The product information and application details given by the company has been provided in good faith and is meant to serve only as a general guideline during usage. The performance claims made are based on the tests carried out under controlled conditions and our past experience with the type of products, therefore actual performance will depend on local factors prevailing at that point of time. Users are advised to carry-out sample tests by taking trials to ensure the suitability of products for their requirement, prior to full-scale usage of our products. The Company is not liable for factors beyond its control such as application during adverse climatic conditions, use of improper application tools/techniques and surface preparation, any structural defects or the inferior quality of materials other than paints. The warranty/guarantee clauses shall accordingly be amended.